

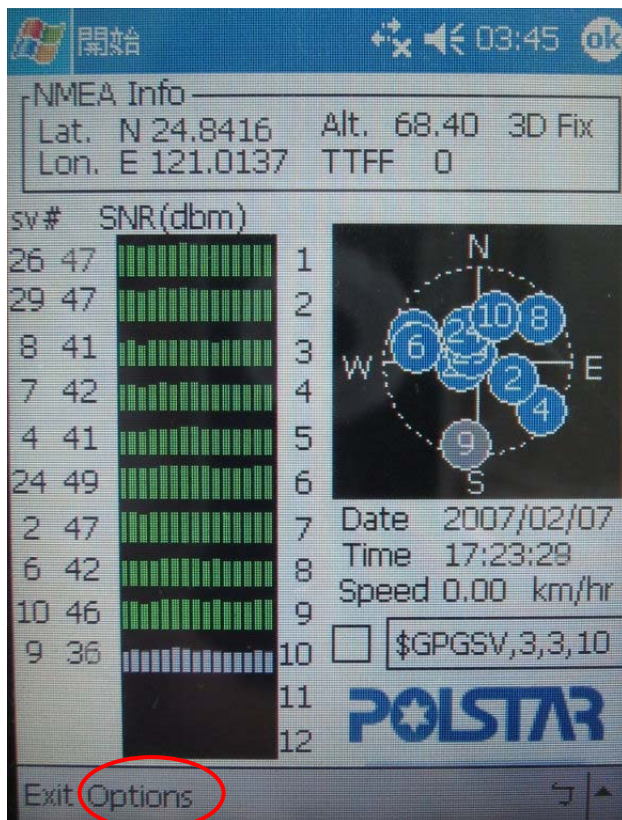
Operation Procedure of PolView Test

Step 1:

Take the GPS receiver outside where it has a clear view of the sky and away from tall trees, buildings, or other obstructions.

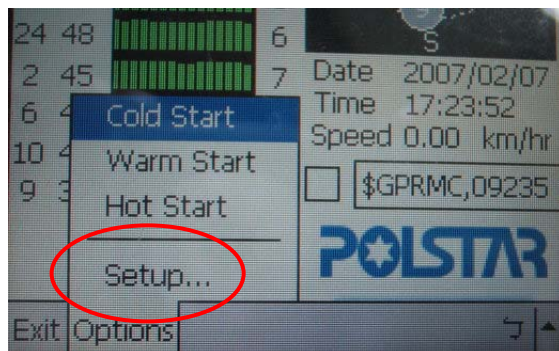
Step 2:

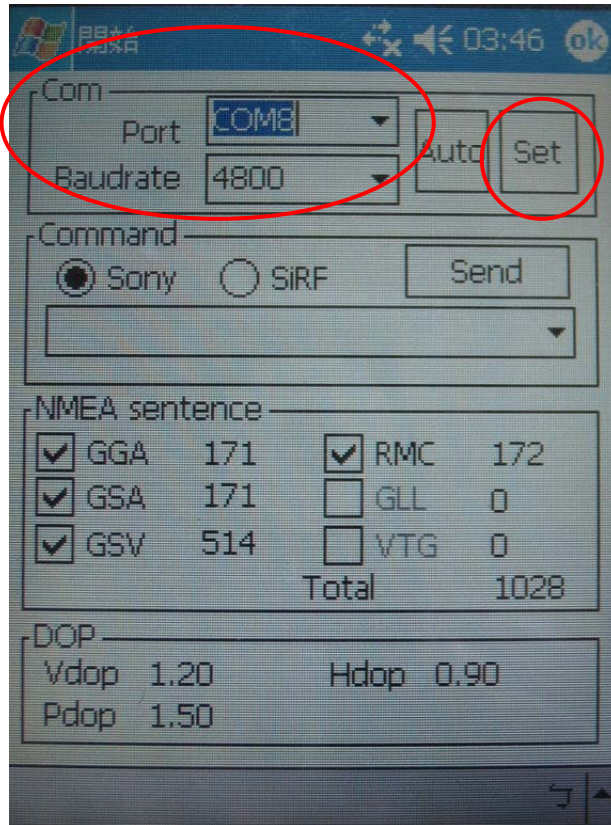
Execute the PDA Test tool on your PDA.



Step 3:

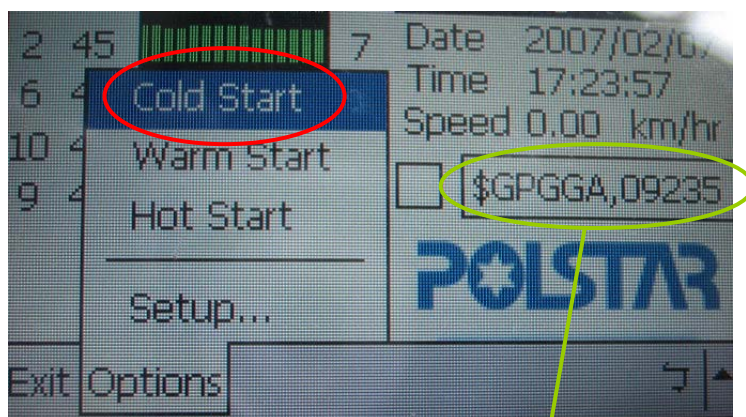
Set baud rate (4800) and com port (output port)





Step 4:
Click "Set" icon

Step 5:
Tap on "**Cold Start**" icon when you see the NMEA message running and then you can see the date changed to 2005/09/01 that means the *cold start* command is processed properly.



Note:

1. If the string with **\$GP(NMEA message)** is running, but can not see the satellite numbers and the column bars, please tap the *send* icon to execute @GSV1 command then the satellite number and the column bar will appear.
2. Make sure the numbers of satellite are greater than 3 and the strength of satellite signal are greater than 40, and then GPS receiver should get fix within 3 minutes.